

# AIRPORT BUSINESS CENTRE NORTH

FOR LEASE | PLANNED BUILDING

South Airport Way | Manteca, California



±355,000 SF Class A Facility on ± 21.3 Acres

**KEVIN DAL PORTO**

Executive Managing Director  
+1 209 601 2476  
kevin.dalporto@cushwake.com  
Lic # 01212935

**BLAKE RASMUSSEN**

Executive Managing Director  
+1 209 481 7044  
blake.rasmussen@cushwake.com  
Lic # 01010250

**TYSON VALLENARI, SIOR**

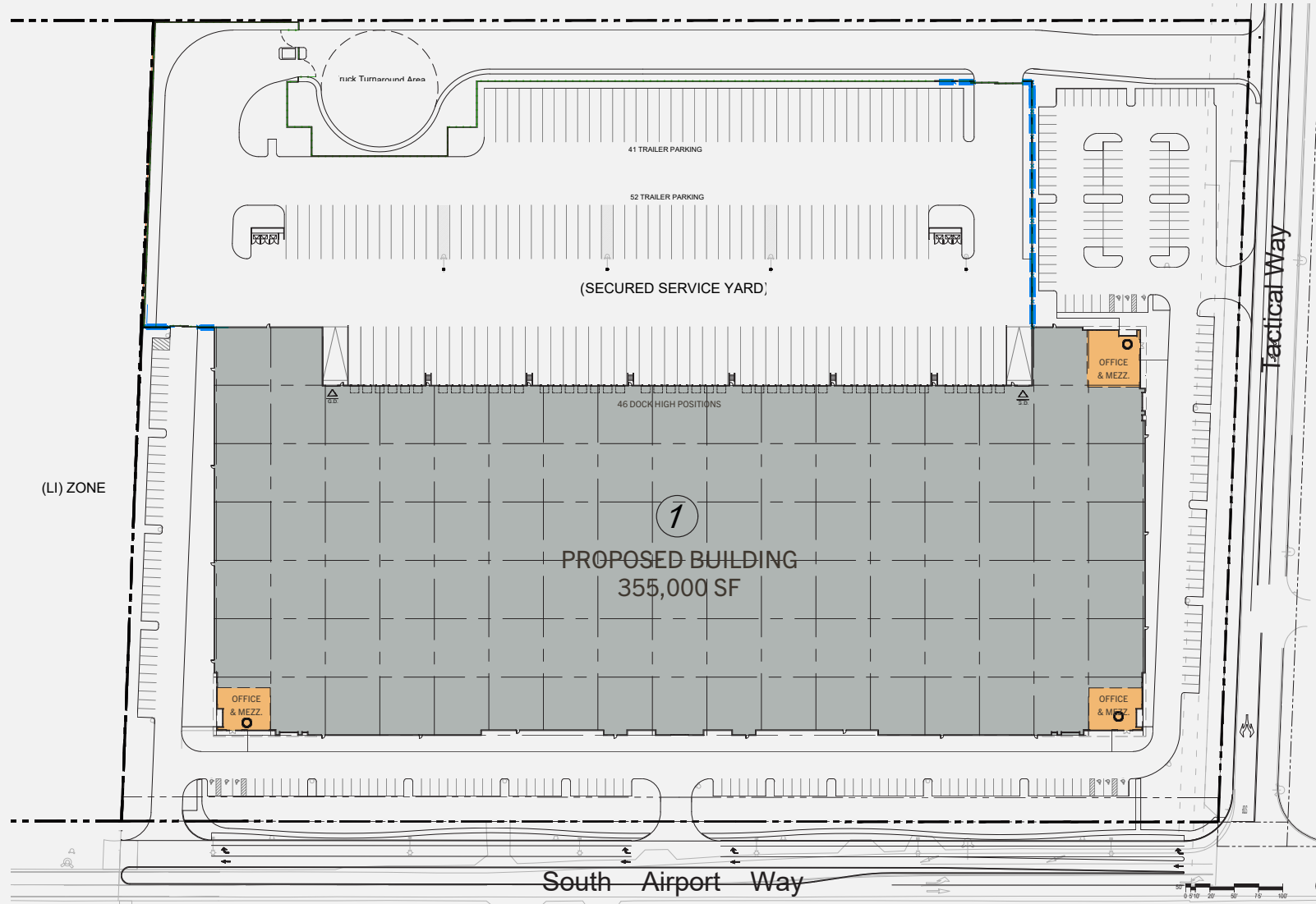
Executive Managing Director  
+1 510 919 2328  
tyson.vallenari@cushwake.com  
Lic # 01480887

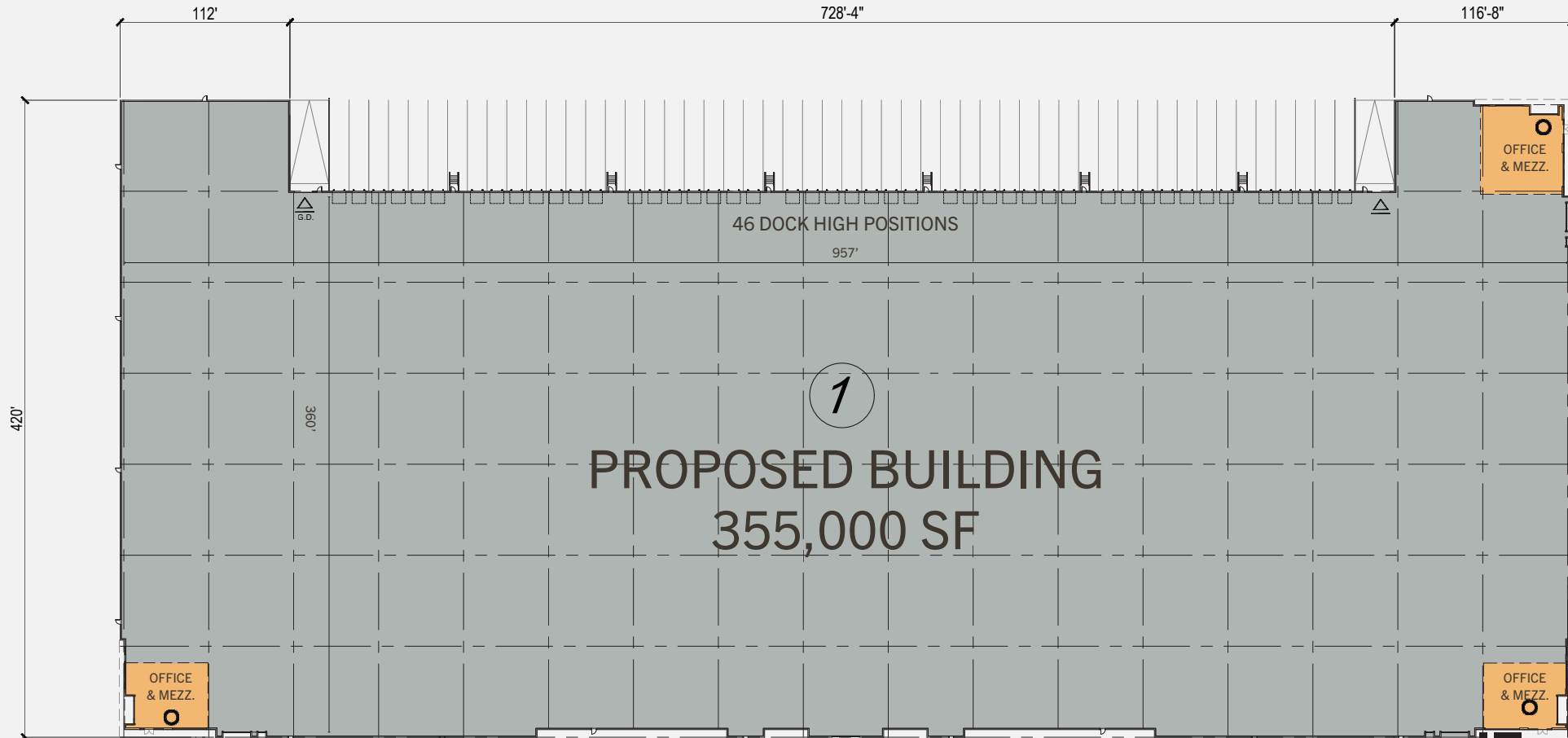


## PROPERTY INFORMATION

Land Size:	±21.3 Acres	Office Size:	5,000 SF	Power:	3,000 Amps, 277/480V, 3-Phase
Building Size:	±355,000 SF	Lighting:	LED	Auto Parking:	256
Building Dimensions:	957' x 360'	Sprinklers:	ESFR	Trailer Parking:	93
Clearance Height:	40'	Grade Level Doors:	2		
Column Spacing:	56' x 60'	Dock-High Doors:	46		







East Elevation



West Elevation



North Elevation

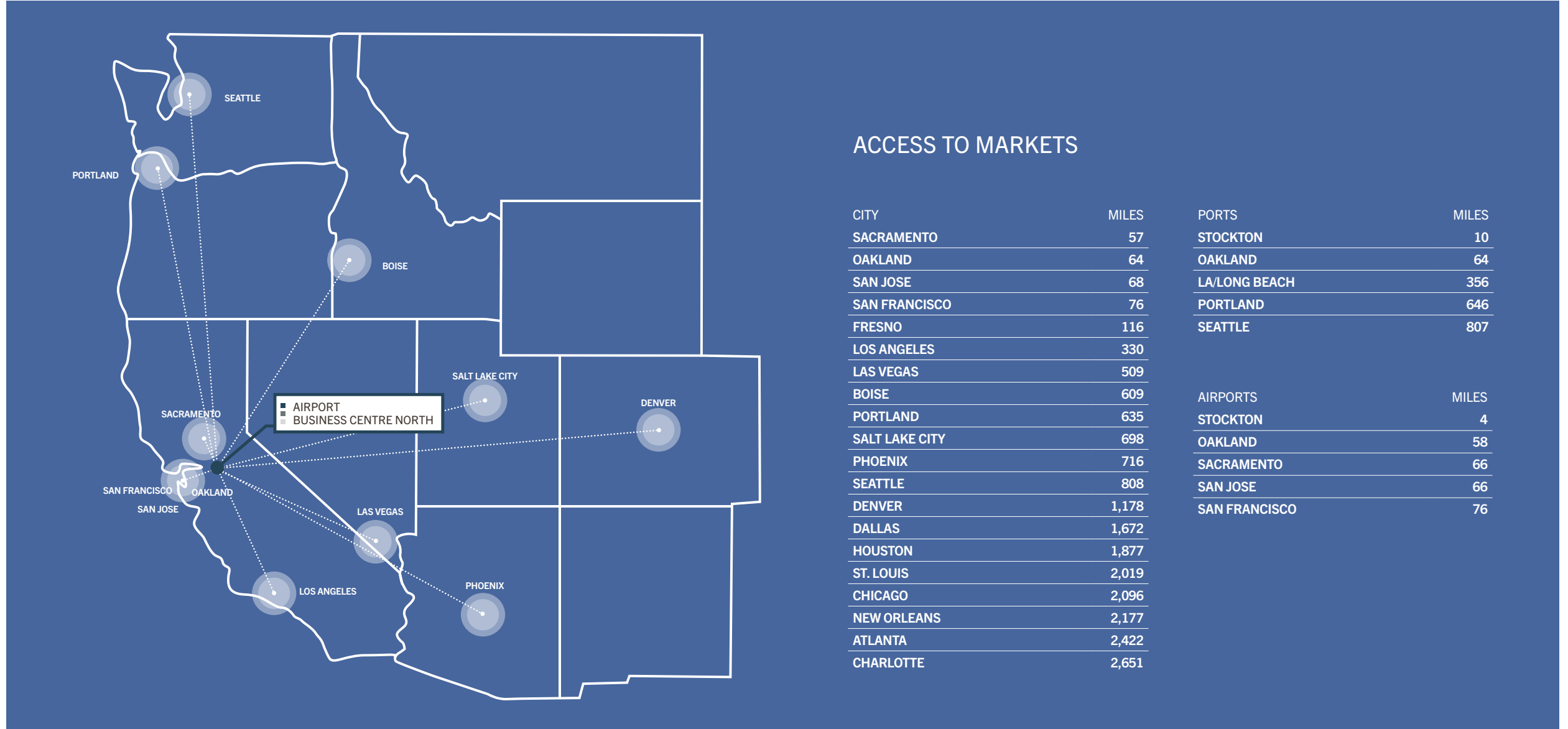


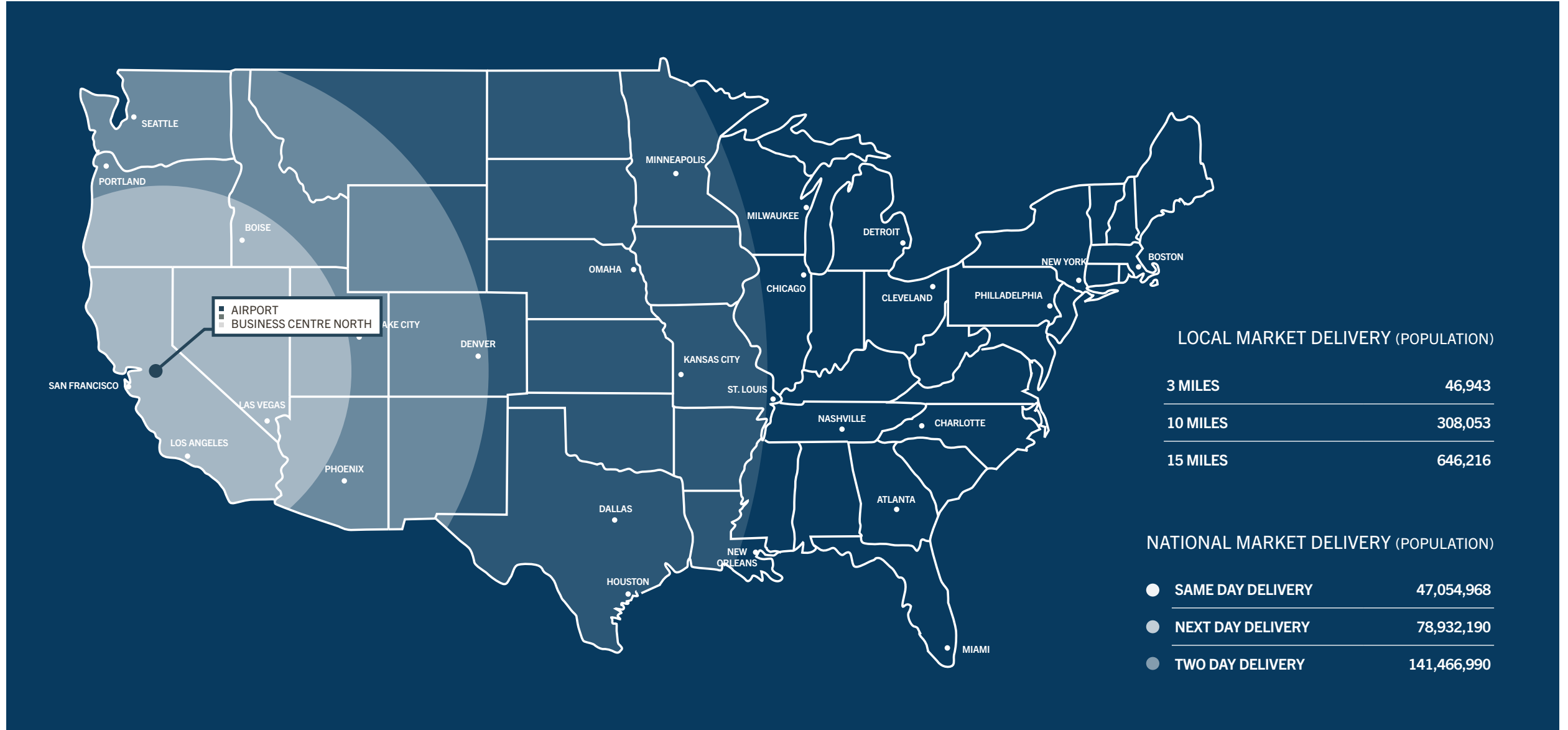
South Elevation













# AIRPORT BUSINESS CENTRE NORTH



South Airport Way | Manteca, California

For more information, please contact:



**KEVIN DAL PORTO**  
Executive Managing Director  
+1 209 601 2476  
kevin.dalporto@cushwake.com  
Lic # 01212935

**BLAKE RASMUSSEN**  
Executive Managing Director  
+1 209 481 7044  
blake.rasmussen@cushwake.com  
Lic # 01010250

**TYSON VALLENARI, SIOR**  
Executive Managing Director  
+1 510 919 2328  
tyson.vallenari@cushwake.com  
Lic # 01480887

©2022 Cushman & Wakefield. No warranty or representation, expressed or implied, is made to the accuracy or completeness of the information contained herein, and same is submitted subject to errors, omissions, change of price, rental or other conditions, withdrawal without notice, and to any special listing conditions imposed by the property owner(s). As applicable, we make no representation as to the condition of the property (or properties) in question.

